

Contents

6. May I Have the Scissors?	1
7. What May I Do?	11
8. What Color Are They?	22
9. Is This Your House?	32
10. Unit 1, Quiz B	43

Note to the teacher and student:

- A teacher check circle indicates that the student should read the words or sentences to the teacher or other assigned person.

May I Have the Scissors?

Sight Words

A Say the sight words in the box. Write the words on the lines. Read the sentences.

get go may me no please spell use yes

- 1. a. May I _____ your pencil?
 b. _____, you _____ it from my desk.
 c. How do you _____ your name?
 d. Will you _____ to the office with _____?
 e. _____, I have to work with my dad.
2. Write two polite words to use when asking for something. _____ I _____

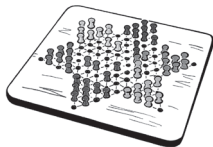
Vocabulary

B Say the new vocabulary words.

○ 3.



broom



game



glue




scissors





salt/pepper

Color each crayon the color it says. Write the color words.

○ 4.







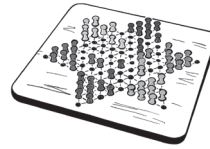
Lesson 6

Write the vocabulary words.

5.











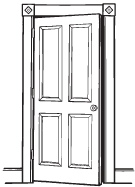


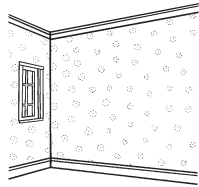
glue
pepper
game
broom
salt
scissors

Read, Write, Say

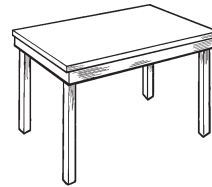
C Write the beginning sound of each picture word.

6.























Write *ă*, *ě*, or *ĩ* under each picture that has that sound.

7.


















































Lesson 6

D Write all of the letters in alphabetical order.

8. Capital letters:

<u>A</u>	_____	_____	_____	_____	_____	_____	_____	_____
_____	_____	_____	_____	_____	_____	_____	_____	_____
_____	_____	_____	_____	_____	_____	_____	_____	_____

9. Lowercase letters:

<u>a</u>	_____	_____	_____	_____	_____	_____	_____	_____
_____	_____	_____	_____	_____	_____	_____	_____	_____
_____	_____	_____	_____	_____	_____	_____	_____	_____

Number each word list in alphabetical order. The first ones are done.

10. _____ ball	_____ on
_____ has	<u>1</u> man
_____ dog	_____ the
<u>1</u> an	_____ she
_____ girl	_____ pen
_____ in	_____ not

E Write the sentences. Read them.

○11. How are you? _____

I am fine. _____

Where is the boy? _____

He is at the desk. _____

Where is the girl? _____

She is in the van. _____

A sentence always starts with a capital letter. A sentence that *tells* something ends with a period.

A sentence that *asks* something ends with a question mark. (?)

F Write the numbers 40-49. Say them.

○12. _____

G Write *a* or *an* on the lines.

13. Go get _____ game to play.

Get _____ apple to eat.

Tim rang _____ bell.

Jill ate _____ egg.

H Listen and say.

○ 14. • 1.6A Hit by the ball

• 1.6B May I ____?


• 1.6B Excuse me

We Remember

I Write the words.

15.



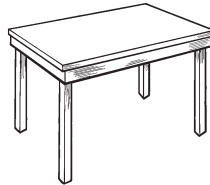





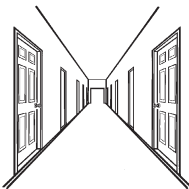















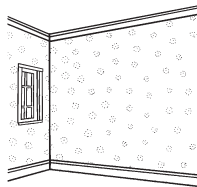




hallway
office
window
gym
table
door
umbrella
room
eat
play
page
ball

Lesson 6

16.






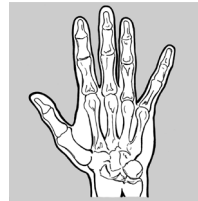












point
eraser
notebook
yo-yo
wall
lunch
drink
x-ray

17.


















close
listen
say
greet
zipper
fish
open
van
numbers
question
dog
lady












18.



outside
food
answer
queen
bell
inside
water
ring



J Listen and write the lowercase vowels.

Aa Ee Ii Oo Uu

19. _____

K Write *he*, *she*, or *it*.

20.



Lesson 6

○21. Read the phrases together in class.

I am	she is	I have	she has	I do	she does
you are	it is	you have	it has	you do	it does
he is		he has		he does	

Write *am, is, or are*. Use each set only once.

22. I _____ you _____ she _____
it _____ he _____

Write *have or has*.

23. I _____ you _____ she _____
it _____ he _____

Write *I, you, he, she, or it*.

24. _____ have _____ has _____ am _____ is
_____ is _____ have _____ are _____ do
_____ does _____ does _____ has _____ does
_____ is _____ has

L Write your answers.

25. My age is _____. I am _____ years old.

My house number is _____

My street name is _____

My town/city is _____

My phone number is _____

My teacher's phone number is _____

M Write the beginning sound of each word. Write the capital and lowercase letters.

○ 26.





